

TEL. 9554725, 55110031

PABX-575,

Mail: fxdeal@janatabank-bd.com

Exchange Rate Circular - 178



JANATA BANK LIMITED

TREASURY DEPT.(FRONT OFFICE)

HEAD OFFICE, DHAKA

INDICATIVE ONLY: Rates may vary in the

For Previous Rate Sheet Click

<https://goo.gl/URA0t4>

DATE : 12 Nov 2020

Thursday

EFFECTIVE DATE: 12-14 Nov' 2020

same day

A) CROSS RATE OF SYD, TOK, HKG & S.E. ASIAN MARKETS AS ON 12/11/2020

	GBP/USD	EUR/USD	USD/JPY	USD/C.DLR	USD/S.FRA	AUD/USD
SELLING	1.3216	1.1780	105.3000	1.3001	0.9159	0.7320
BUYING	1.3215	1.1777	105.3200	1.3001	0.9164	0.7320

B) JANATA BANK LTD'S CASH

CURRENCY & T.C TO PUBLIC TK PER UNIT OF FOREIGN CURRENCY

SELLING	CURRENCY	BUYING	SELLING	CURRENCY	BUYING
87.0000	US Dollar	84.2000	23.6000	Saudi Riyal	20.0000
113.2000	G. B. Pound	106.2000	23.5000	UAE. Dirham	20.0000
100.5000	Euro	93.0000	21.0000	MAL.Ringit	19.0000
61.0000	Aus. Dollar	53.0000	1.2200	Indian Rupee	1.1300

BE SAME AS SELLING T.T.& O.D AND BUYING O.D. TRANSFER

C) SELLING		NAME OF CURRENCY	BUYING			
T.T.& O.D.	B.C.		T.T.CLEAN	T.T.DOC	O.D.SIGHT EXP.BILLS	O.D. TRANSFER
84.9500	84.9500	US Dollar	84.2000	84.1500	84.1000	83.9000
114.3175	114.4572	G. B. POUND	110.7603	110.5914	110.3647	109.9181
102.1132	102.3486	EURO	98.2219	97.5659	97.4247	97.2336
0.8302	0.8365	JP.YEN	0.8028	0.7959	0.7946	0.7441
67.3219	67.4990	CAN.DLR	65.9305	65.8558	65.6556	65.0099
94.1886	94.3509	SWISS.FRANC	92.6924	92.4942	92.3944	91.8568
222.4942	222.7694	OMANIAN RIYAL	219.1387	211.9049	211.2629	200.0000
11.2500	11.4402	H.K.DLR	10.9304	10.9188	10.8869	10.8551
66.5146	66.5995	SING.DLR	62.8364		61.5864	54.0000
2.8347	2.8391	THI.BAHT	2.8001		2.7890	2.7808
20.7592	20.7788	MAL.RINGIT	20.4932		20.4117	20.3519
23.3010	23.3092	UAE.DIRHAM			22.9816	22.9200
22.8183	22.8763	SAUDI RIYAL			22.5091	22.4400
23.5000	23.5903	QATAR RIYAL				20.0000
282.7506	283.0668	KUWAIT DINAR				240.0000
224.0301	224.0642	BAHRAIN DINAR				209.0000
13.2875	13.8877	CHINESE YUAN				12.5000

D) USANCE RATE:	30 DAYS	60 DAYS	90 DAYS	120 DAYS	150 DAYS	180 DAYS
US Dollar	83.5988	83.1077	82.6165	82.1253	81.6342	81.1430
G. B. POUND	109.7186	109.0725	108.1495	107.7803	107.1342	106.4881
EURO	96.8517	96.2788	95.4603	95.1329	94.5599	93.9869

E) FORWARD RATE:		1 MONTH	2 MONTHS	3 MONTHS	6 MONTHS	1 YEAR
SELLING	US Dollar	85.5270	85.8040	86.1309	87.3119	0.0000
BUYING	US Dollar	84.6053	85.0604	85.3158	86.5315	0.0000


F) NFCD INTT RATE, EFFECT ON: 01.11.2020 To 15.11.2020	1 MONTH	3 MONTHS	6 MONTHS	12 MONTHS
US Dollar	0.13990	0.21521	0.24152	0.32930
G. B. POUND	0.04327	0.04439	0.05674	0.12507
EURO	0.00000	0.00000	0.00000	0.00000


G) LIBOR AS ON 11/11/2020 , 60 DAYS 0.17450 90 DAYS 0.22063 180 DAYS 0.24613


H) INDICATIVE RATE OF 01 SDR ,USD WITH NTL, CUR OF ACU MEMBERS AS IMF RATE 06/11/2020	IN.RS	N.RS	SL.RS	PK.RS	BD TK	USD
USD 1	74.0535	111.1964	176.8993	135.9629	84.5800	
SDR 1	105.4754	158.3787	251.9603	193.6540	120.4685	1.4243

IN CASE OF AUS. DOLLAR CASH RATE WILL BE USED FOR T.T ALSO

Rates mentioned in row C, D, E and F are applicable only for bank's own customers.


Md. Nur Islam
PO
Prepared By


Syeda Hasinatul Jannat
SPO
Checked By


M.M Awrangzeb
AGM
Authorized Signature


Md. Yakut Mia
DGM
Authorized Signature